





BIO-MEDICAL WASTE WEIGHT MONTHLY REPORT

Month: January 2026

Date	Shift	Time	Incinerate Waste (Yellow Bags)						Autoclave Waste					
			Cytotoxic Bags		COVID-19		Yellow Bags		Red Bags		White		Blue	
											Sharp Container		Card Boxes	
			Metal Sharps		Glass Sharps									
Nos	Kgs	Nos	Kgs	Nos	Kgs	Nos	Kgs	Nos	Kgs	Nos	Kgs	Nos	Kgs	
1 Jan 26	Mor	06:50	2	11.00	0	0.00	10	224.74	17	377.13	2	11.02	2	29.31
2 Jan 26	Mor	06:55	1	4.74	0	0.00	8	184.62	15	347.24	2	9.41	3	41.04
3 Jan 26	Mor	07:00	2	8.33	0	0.00	10	241.90	15	385.11	2	9.08	4	76.60
4 Jan 26	Mor	08:30	1	9.38	0	0.00	12	276.81	20	356.26	5	10.01	10	48.15
5 Jan 26	Mor	06:50	2	7.08	0	0.00	10	233.90	12	306.69	2	13.96	4	71.12
6 Jan 26	Mor	07:10	2	7.46	0	0.00	10	268.10	16	380.71	2	8.12	5	35.06
7 Jan 26	Mor	07:00	1	6.84	0	0.00	14	294.90	18	379.19	2	13.69	4	55.66
8 Jan 26	Mor	07:05	2	10.94	0	0.00	10	255.10	16	408.41	2	10.94	3	53.35
9 Jan 26	Mor	07:00	2	6.32	0	0.00	10	243.93	16	390.24	2	6.35	4	53.95
10 Jan 26	Mor	06:50	2	9.56	0	0.00	10	265.10	15	397.65	2	9.80	4	70.48
11 Jan 26	Mor	06:55	2	9.06	0	0.00	10	256.04	17	414.55	2	11.70	4	48.26
12 Jan 26	Mor	06:40	0	0.00	0	0.00	11	345.26	12	321.63	2	11.83	4	45.89
13 Jan 26	Mor	06:35	2	7.68	0	0.00	13	312.98	11	371.79	2	12.42	4	61.35
14 Jan 26	Mor	06:40	2	9.66	0	0.00	12	263.66	12	407.70	2	14.22	3	42.54
15 Jan 26	Mor	06:25	2	9.96	0	0.00	8	271.85	12	388.96	2	13.11	2	34.77
16 Jan 26	Mor	06:35	2	11.16	0	0.00	9	219.50	13	432.41	2	9.61	3	54.93
17 Jan 26	Mor	06:30	2	8.74	0	0.00	8	276.71	12	422.04	2	19.40	4	54.26
18 Jan 26	Mor	06:20	2	8.87	0	0.00	9	265.44	14	440.28	3	12.98	4	76.95
19 Jan 26	Mor	06:45	1	9.69	0	0.00	11	294.54	12	382.16	2	3.81	5	33.71
20 Jan 26	Mor	06:45	2	11.72	0	0.00	10	221.39	17	402.88	2	12.58	4	69.27
21 Jan 26	Mor	07:10	2	10.59	0	0.00	11	244.77	18	421.15	2	10.59	3	58.34
22 Jan 26	Mor	07:00	2	7.31	0	0.00	10	232.34	16	416.25	2	7.15	4	57.29
23 Jan 26	Mor	07:00	2	6.47	0	0.00	10	231.79	16	417.33	3	9.65	3	46.07
24 Jan 26	Mor	06:50	2	9.29	0	0.00	10	241.69	16	411.73	3	13.91	4	64.71
25 Jan 26	Mor	07:30	2	11.52	0	0.00	10	248.53	17	421.28	2	11.53	3	46.32
26 Jan 26	Mor	08:55	0	0.00	0	0.00	9	159.93	11	267.07	2	8.29	4	50.71
27 Jan 26	Mor	07:00	0	0.00	0	0.00	9	178.73	15	311.22	2	7.20	5	61.74
28 Jan 26	Mor	07:00	1	5.99	0	0.00	10	243.97	16	404.85	2	11.88	4	66.71
29 Jan 26	Mor	06:50	1	11.71	0	0.00	12	317.48	19	484.26	2	4.96	3	55.28
30 Jan 26	Mor	07:00	2	8.54	0	0.00	11	253.02	17	421.55	2	8.50	4	72.22
31 Jan 26	Mor	07:00	2	8.08	0	0.00	9	225.36	15	375.63	2	11.36	4	64.56
Total			Total Bags	Total Cytotoxic Weight	Total Bags	Total Covid-19 Weight	Total Bags	Total Yellow Weight	Total Bags	Total Red Weight	Total Bags	Total (Containers) Metal sharps Weight	Total Bags	Total (Cardboard boxes) Glass sharp
	Mor		50.00	247.69	0.00	0.00	316.00	7794.08	468.00	12065.35	68.00	329.06	121.00	1700.60
Vendor Name:		BIOTIC WASTE LIMITED					Vehicle No: HR 55AJ - 3916					G. Total KG		22136.78