





## BIO-MEDICAL WASTE WEIGHT MONTHLY REPORT

Month: Feb-2026

Date	Shift	Time	Incinerable Waste (Yellow Bags)						Autoclavable Waste						Total Kgs
			Cytotoxic Bags		COVID-19		Yellow Bags		Red Bags		White		Blue		
											Sharp Container		Card Boxes		
			Nos	Kgs	Nos	Kgs	Nos	Kgs	Nos	Kgs	Nos	Kgs	Nos	Kgs	
1 Feb 26	MOR	09:00	2	11.55	0	0.00	11	234.29	20	400.33	2	6.63	4	54.35	707.15
2 Feb 26	MOR	06:50	2	12.69	0	0.00	9	228.57	15	377.57	2	13.99	5	99.03	731.85
3 Feb 26	MOR	07:00	2	8.81	0	0.00	10	223.5	18	438.5	2	9.6	3	49.68	730.09
4 Feb 26	MOR	06:50	2	9.22	0	0.00	11	266.42	16	403.84	2	13.02	3	40.41	732.91
5 Feb 26	MOR	06:50	2	8.19	0	0.00	10	246.50	16	408.16	2	12.44	4	64.56	739.85
6 Feb 26	MOR	06:55	2	10.96	0	0.00	9	235.62	16	418.88	2	10.96	3	51.63	728.05
7 Feb 26	MOR	07:00	2	9.80	0	0.00	9	204.30	14	404.46	2	9.80	3	48.42	676.78
8 Feb 26	MOR	08:00	4	58.62	0	0.00	8	191.33	14	357.00	2	11.24	3	46.77	664.96
9 Feb 26	MOR	06:50	2	7.02	0	0.00	10	234.90	13	324.39	2	7.02	3	47.52	620.85
10 Feb 26	MOR	07:00	2	8.16	0	0.00	10	209.50	15	357.00	2	8.16	4	33.19	616.01
11 Feb 26	MOR	06:55	2	10.21	0	0.00	10	255.23	18	459.44	2	10.21	3	33.10	768.19
12 Feb 26	MOR	07:00	8	43.20	0	0.00	13	276.58	20	435.51	2	10.80	3	39.66	805.75
13 Feb 26	MOR	07:00	2	6.34	0	0.00	13	234.10	23	404.28	2	9.12	4	36.80	690.64
14 Feb 26	MOR	07:10	2	10.79	0	0.00	15	214.32	18	436.58	4	18.77	5	41.91	722.37
15 Feb 26	MOR	08:40	2	6.50	0	0.00	9	231.48	16	411.52	2	5.84	4	63.37	718.71
16 Feb 25	MOR	07:10	1	4.68	0	0.00	10	231.47	16	369.87	2	9.36	3	50.34	665.72
17 Feb 26	MOR	07:10	2	9.48	0	0.00	10	219.07	16	405.20	3	15.09	4	70.56	719.40
18 Feb 26	MOR	07:10	3	11.13	0	0.00	10	198.82	21	414.40	3	14.28	5	40.95	679.58
19 Feb 26	MOR	07:10	2	10.76	0	0.00	12	224.97	13	416.60	2	10.76	4	53.06	716.15
20 Feb 26	MOR	07:00	2	9.62	0	0.00	11	209.22	18	426.52	2	10.78	5	40.15	696.29
21 Feb 26	MOR	07:00	2	10.31	0	0.00	10	207.57	20	415.23	2	10.97	4	49.53	693.61
22 Feb 26	MOR	08:50	3	10.03	0	0.00	9	218.24	18	407.20	3	9.81	5	49.15	694.43
23 Feb 26	MOR	07:05	1	4.55	0	0.00	11	169.02	20	366.00	3	13.65	5	42.43	595.65
24 Feb 26	MOR	07:05	2	9.52	0	0.00	12	200.51	18	412.50	2	9.44	6	57.24	689.21
25 Feb 26	MOR	06:30	2	8.98	0	0.00	8	246.76	13	401.28	2	10.05	3	58.23	725.30
26 Feb 26	MOR	06:35	2	12.96	0	0.00	9	325.13	11	342.83	2	12.84	3	62.77	756.53
27 Feb 26	MOR	06:40	2	11.23	0	0.00	11	250.9	15	419	2	6.85	4	35.3	723.28
28 Feb 26	MOR	06:20	2	8.75	0	0.00	8	217.46	10	328.7	2	9.92	2	29.84	594.67
Total			Total Bags	Total Cytotoxic Weight	Total Bags	Total Covid-19 Weight	Total Bags	Total Yellow Weight	Total Bags	Total Red Weight	Total Bags	Total((Containers) Metal sharps Weight	Total Bags	Total((Cardboard boxes) Glass sharp	19603.98
			64.00	344.06	0.00	0.00	288.00	6405.78	461.00	11162.79	62.00	301.40	107.00	1389.95	
Vendor Name:			BIOTIC WASTE LIMITED			Vehicle No: HR 55AJ - 3916						19603.98			

