





Date	Shift	Time	Incinerable Waste (Yellow Bags)						Autoclavable Waste						
			Cytotoxic Bags		COVID-19		Yellow Bags		Red Bags		White		Blue		
											Sharp Container		Card Boxes		
			Metal Sharps		Glass Sharps										
Nos		Kgs		Nos		Kgs		Nos		Kgs		Nos		Kgs	
1-Oct-20	Mor	7:53	1	2.3	0	0	10	176.8	9	238.45	3	4.64	3	19.49	
	Eve	1:16	0	0	9	102.62	0	0	0	0	0	0	0	0	
2-Oct-20	Mor	7:50	0	0	8	135.99	9	202.07	10	259.77	2	3.5	3	34.53	
	Eve	0:00	0	0	0	0	0	0	0	0	0	0	0	0	
3-Oct-20	Mor	7:50	0	0	0	0	7	89.86	9	155.29	4	13.62	5	35	
	Eve	1:15	0	0	7	105.11	0	0	0	0	0	0	1	16.84	
4-Oct-20	Mor	9:50	1	3.28	6	62.52	9	121.85	10	204.82	3	8.4	5	53.05	
	Eve	0:00	0	0	0	0	0	0	0	0	0	0	0	0	
5-Oct-20	Mor	8:05	0	0	0	0	6	65.17	7	108.23	4	7.97	5	40	
	Eve	1:10	0	0	10	152.46	0	0	0	0	0	0	0	0	
6-Oct-20	Mor	8:10	0	0	0	0	10	125.1	9	210.9	3	7.5	4	41.2	
	Eve	12:40	0	0	8	113.71	0	0	0	0	0	0	0	0	
7-Oct-20	Mor	8:20	7	96.05	0	0	6	65.97	12	242.17	2	4.78	6	62.86	
	Eve	1:38	0	0	11	102.47	0	0	0	0	0	0	0	0	
8-Oct-20	Mor	8:15	1	4.25	0	0	9	120.86	10	173.39	2	3.17	3	22.33	
	Eve	1:45	0	0	8	157.62	0	0	0	0	0	0	0	0	
9-Oct-20	Mor	8:10	1	2.45	0	0	9	131.87	12	214.7	4	8.26	2	13.93	
	Eve	1:30	0	0	8	108.19	0	0	0	0	0	0	0	0	
10-Oct-20	Mor	8:05	2	2.33	0	0	10	159.23	9	224.12	2	9.26	2	26.9	
	Eve	1:25	0	0	9	85.09	0	0	0	0	0	0	0	0	
11-Oct-20	Mor	8:00	1	4.11	6	99.91	12	165.06	12	256.33	3	8	3	33.27	
	Eve	0:00	0	0	0	0	0	0	0	0	0	0	0	0	
12-Oct-20	Mor	7:55	1	12.55	0	0	9	103.32	8	139.23	3	6.54	11	82.91	
	Eve	1:00	0	0	0	0	6	73.18	0	0	0	0	0	0	
13-Oct-20	Mor	8:00	0	0	0	0	7	117.19	10	244.69	2	9.99	2	27.33	
	Eve	1:05	0	0	11	124.33	0	0	0	0	0	0	0	0	
14-Oct-20	Mor	8:20	0	0	0	0	6	140.7	8	232.95	1	4.77	4	35.28	
	Eve	12:35	0	0	7	113.79	0	0	0	0	0	0	0	0	
15-Oct-20	Mor	8:25	0	0	0	0	7	127.65	6	253.62	1	4.48	3	44.04	
	Eve	2:05	0	0	9	187.77	0	0	0	0	0	0	0	0	
16-Oct-20	Mor	8:10	2	31.58	0	0	7	143.39	9	337.85	2	12.13	1	7.61	
	Eve	1:25	0	0	6	143.84	0	0	0	0	0	0	0	0	
17-Oct-20	Mor	8:15	0	0	0	0	10	288.54	10	268.86	2	8.72	7	61.99	
	Eve	1:31	0	0	8	137.55	0	0	0	0	0	0	0	0	
18-Oct-20	Mor	9:30	0	0	10	144.67	10	178.56	11	288.42	2	2.48	2	13.51	
	Eve	0:00	0	0	0	0	0	0	0	0	0	0	0	0	
19-Oct-20	Mor	8:30	0	0	0	0	6	94.68	7	180.86	2	14.56	4	62.32	
	Eve	12:30	0	0	8	119.9	0	0	0	0	0	0	0	0	
20-Oct-20	Mor	8:15	0	0	0	0	12	176.69	9	213.16	3	6.28	3	20.24	
	Eve	12:45	0	0	9	115.32	0	0	0	0	0	0	0	0	
21-Oct-20	Mor	8:10	0	0	0	0	10	104.95	8	257.59	2	2.92	5	27.64	
	Eve	12:50	0	0	8	106.25	0	0	0	0	0	0	0	0	
22-Oct-20	Mor	8:23	0	0	0	0	4	101.34	8	223.93	1	2.82	3	21.53	
	Eve	12:25	0	0	7	170.11	0	0	0	0	0	0	0	0	
23-Oct-20	Mor	8:02	1	14.77	0	0.00	7	79.49	13	223.47	2	4.81	4	33.74	
	Eve	12:20	0	0	9	154.61	0	0	0	0	0	0	0	0	
24-Oct-20	Mor	8:00	0	0	0	0	10	149.41	11	204.54	2	4.29	4	29.72	
	Eve	12:39	0	0	8	114.50	0	0	0	0	0	0	0	0	
25-Oct-20	Mor	10:25	0	0	10	166.67	9	107.02	11	225.40	2	4.50	6	58.54	
	Eve	12:30	0	0	0	0.00	0	0.00	0	0.00	0	0.00	0	0.00	
26-Oct-20	Mor	8:30	0	0	0	0	4	61.75	7	102.83	1	3.57	5	38.54	
	Eve	12:54	0	0	10	152.15	0	0	0	0	0	0	0	0	
27-Oct-20	Mor	8:20	0	0	0	0	6	78.29	7	169.26	2	11.73	3	28.83	
	Eve	1:24	0	0	10	129.61	0	0	0	0	0	0	0	0	
28-Oct-20	Mor	8:10	0	0	0	0	7	115.08	10	239.58	1	4.01	4	30.59	
	Eve	1:08	0	0	9	136.39	0	0	0	0	0	0	0	0	
29-Oct-20	Mor	8:15	0	0	0	0	10	166.86	9	217.28	2	8.04	4	33.18	
	Eve	12:50	0	0	10	135.79	0	0	0	0	0	0	0	0	
30-Oct-20	Mor	8:13	0	0	0	0	9	153.34	10	257.41	2	3.67	5	30.56	
	Eve	12:45	0	0	8	130.35	0	0	0	0	0	0	0	0	
31-Oct-20	Mor	8:14	0	0	0	0	9	128.68	10	253.86	1	5.91	4	42.45	
	Eve	1:05	0	0	8	146.59	0	0	0	0	0	0	0	0	
<b>Total</b>			<b>Total Bags</b>	<b>Total Cytotoxic Weight</b>	<b>Total Bags</b>	<b>Total Covid-19 Weight</b>	<b>Total Bags</b>	<b>Total Yellow Weight</b>	<b>Total Bags</b>	<b>Total Red Weight</b>	<b>Total Bags</b>	<b>Total (Containers) Metal sharps Weight</b>	<b>Total Bags</b>	<b>Total (Cardboard boxes) Glass sharp</b>	
	Mor		18	173.67	40	609.76	256	4040.77	291	6822.96	68	205.32	125	1113.11	
	Eve		0	0	215	3246	6	73	0	0	0	0	1	17	
<b>G. Total</b>			18	173.67	255	3855.88	262	4113.95	291	6822.96	68	205.32	126	1129.95	
<b>Vendor Name:</b> BIOTIC WASTE LIMITED											<b>Vehicle No:</b> HR 55M - 9296	Morning	12965.59	<b>G. Total</b>	16301.73
											Evening	3336.14			