




Date	Shift	Time	Incinerable Waste (Yellow Bags)				Autoclavable Waste								
			Cytotoxic Bags		Yellow Bags		Red Bags		White		Blue				
									Sharp Container		Card Boxes				
			Nos		Kgs		Nos		Kgs		Metal Sharps		Glass Sharps		
Nos		Kgs		Nos		Kgs		Nos		Kgs		Nos		Kgs	
12/1/2019	Mor	11:00	1	3.36	11	213.84	15	330.65	3	11.54	5	58.31			
	Eve	0:00	0	0	0	0	0	0	0	0	0	0			
12/2/2019	Mor	8:36	0	0	7	110.45	10	201.56	3	8.38	4	49.66			
	Eve	1:55	0	0	2	25.2	3	53.39	1	1.27	3	46.3			
12/3/2019	Mor	8:32	1	4.23	9	168.21	15	334.03	2	5.3	2	22.18			
	Eve	1:45	0	0	2	17.25	2	24.82	1	2.32	1	7.4			
12/4/2019	Mor	8:10	1	3.87	10	197.17	15	375.14	2	8.1	3	36.15			
	Eve	2:00	0	0	2	13.96	2	22.17	1	1.21	0	0			
12/5/2019	Mor	8:12	1	5.62	10	190.7	17	358.88	2	4.76	3	32.51			
	Eve	2:00	0	0	2	23.82	2	29.22	1	0.99	1	7.48			
12/6/2019	Mor	8:40	2	8.74	12	204.18	15	320	2	4.51	3	37.23			
	Eve	2:10	0	0	2	20.72	2	31.44	1	2.68	6	57.54			
12/7/2019	Mor	8:10	2	7.94	11	165.39	17	381.42	1	3.49	1	9.07			
	Eve	1:55	0	0	2	12.84	3	66.27	1	0.85	1	5.86			
12/8/2019	Mor	12:00	0	0	12	219.37	16	336.98	3	11.69	8	77.32			
	Eve	0:00	0	0	0	0	0	0	0	0	0	0			
12/9/2019	Mor	8:00	1	3.91	8	128.14	11	263.89	6	21.45	8	81.69			
	Eve	1:48	1	4.51	4	50.27	6	100.37	3	10.88	4	40.47			
12/10/2019	Mor	7:35	1	4.72	8	144.97	13	286.01	1	5.8	2	21.69			
	Eve	2:15	0	0	4	90.53	5	109.9	1	1.46	1	15.97			
12/11/2019	Mor	8:37	1	2.13	9	153.11	15	298.64	1	2.04	1	5.88			
	Eve	1:35	0	0	1	7.4	2	30.78	1	1.73	1	6			
12/12/2019	Mor	8:30	1	3.77	11	201.22	17	376.15	1	2.01	3	30.55			
	Eve	1:55	0	0	2	28.78	2	43.74	0	0	1	7.68			
12/13/2019	Mor	8:20	1	2.52	9	157.46	15	377.03	2	4.13	3	27.98			
	Eve	2:10	0	0	2	11.04	3	36.92	0	0	1	5.36			
12/14/2019	Mor	8:24	1	4.87	10	154.8	17	374.89	2	7.26	3	30.99			
	Eve	12:03	0	0	2	17.88	4	110.2	1	1.87	2	24.06			
12/15/2019	Mor	12:35	1	5.44	10	177.07	16	320.95	3	10.23	4	38.52			
	Eve	0:00	0	0	0	0	0	0	0	0	0	0			
12/16/2019	Mor	8:45	1	3.3	8	129.05	11	222.29	2	7.26	7	84.38			
	Eve	1:50	0	0	2	12.06	2	26.4	1	2.45	2	18.6			
12/17/2019	Mor	8:40	0	0	11	210.47	16	395.85	2	3.09	3	32.62			
	Eve	2:00	0	0	2	15.56	2	30.12	2	2.75	2	14.54			
12/18/2019	Mor	9:00	1	5.4	9	136.44	18	401.29	4	11.65	2	16.62			
	Eve	2:25	0	0	2	16.44	3	39	1	3.37	1	10.13			
12/19/2019	Mor	8:40	1	4.73	9	149.06	16	348.53	3	7.84	2	18.18			
	Eve	2:21	0	0	2	24.9	4	57.84	1	0.56	0	0			
12/20/2019	Mor	8:25	1	2.08	11	149.13	16	311.06	2	5.45	4	39.99			
	Eve	1:30	0	0	1	10.61	2	27.99	1	2.05	2	32.32			
12/21/2019	Mor	8:30	1	3.99	11	192.38	17	367.15	3	9.63	2	9.34			
	Eve	1:20	0	0	1	6.81	2	36.26	1	0.75	1	8.38			
12/22/2019	Mor	10:52	1	3.96	10	123.08	16	316.78	3	7.54	3	28.41			
	Eve	0:00	0	0	0	0	0	0	0	0	0	0			
12/23/2019	Mor	8:25	1	3.78	8	117.95	10	203.6	4	17.81	8	83.79			
	Eve	2:00	0	0	2	27.78	2	45.62	1	1.1	0	0			
12/24/2019	Mor	8:30	1	5.5	9	178.52	14	321.87	2	5.39	4	42.58			
	Eve	1:50	0	0	1	13.02	2	26.03	1	1.38	2	12.58			
12/25/2019	Mor	8:20	1	2.54	10	173.05	16	349.35	2	7.71	4	40.07			
	Eve	1:45	0	0	1	9.55	2	23.82	1	3.87	2	21.1			
12/26/2019	Mor	8:10	1	1.85	6	86.31	9	198.01	1	1.87	3	32.42			
	Eve	1:46	0	0	2	20.76	3	25.65	2	4.47	1	4.52			
12/27/2019	Mor	8:15	1	4	9	159.67	15	313.53	2	4.71	2	24.67			
	Eve	1:45	0	0	1	8.63	1	9.31	0	0	1	7.25			
12/28/2019	Mor	8:30	1	3.45	10	170.74	15	312.01	3	7.43	2	18.93			
	Eve	1:10	0	0	1	12.08	2	25.06	0	0	0	0			
12/29/2019	Mor	10:30	1	4.72	12	188.83	17	371.93	3	9.14	5	55.60			
	Eve	0:00	0	0	0	0	0	0	0	0	0	0			
12/30/2019	Mor	8:40	1	2.67	8	117.27	10	201.62	3	9.62	7	78.65			
	Eve	1:45	0	0	2	23.54	2	34.77	2	12.36	2	17.02			
12/31/2019	Mor	8:20	1	2.76	10	175.91	16	338.49	2	3.98	3	42.8			
	Eve	1:40	0	0	1	7.95	2	27.8	0	0	1	5.39			
Total			Total Bags	Total Cytotoxic Weight	Total Bags	Total Yellow Weight	Total Bags	Total Red Weight	Total Bags	Total (Containers) Metal sharps Weight	Total Bags	Total (Cardboard boxes) Glass sharp			
	Mor		30	115.85	298	5043.94	456	9909.58	75	230.81	114	1208.78			
	Eve		1	4.51	48	529.38	67	1094.89	24	60.37	39	375.95			
G. Total			31	120.36	346	5573.32	523	11004.47	99	291.18	153	1584.73			
									Morning	16508.96					
									Evening	2065.10	G. Total	18574.06			

Vendor Name:

BIOTIC WASTE LIMITED

Vehicle No: HR 55M - 9296