






Date	Shift	Time	Incinerable Waste (Yellow Bags)				Autoclavable Waste					
			Cytotoxic Bags		Yellow Bags		Red bags		White		Blue	
									Sharp Container Metal Sharps 		Card Boxes Glass Sharps 	
			Nos	Kgs	Nos	Kgs	Nos	Kgs	Nos	Kgs	Nos	Kgs
01-10-2018	Mor	07:55	1	3.17	8	140.65	16	245.27	2	8	4	90.12
	Eve	02:15	0	0	2	9.19	4	29.88	0	0	1	7.51
02-10-2018	Mor	08:40	1	5.84	12	185.36	16	284.25	2	12.87	2	38.89
	Eve	00:00	0	0	0	0	0	0	0	0	0	0
03-10-2018	Mor	08:30	0	0	9	148.28	14	227.42	1	4.74	4	60.77
	Eve	05:45	0	0	4	68.01	6	110.6	1	6.25	3	21.51
04-10-2018	Mor	08:00	1	2.91	8	126.61	13	281.15	3	11.3	3	46.27
	Eve	02:40	0	0	2	15.07	5	57.11	2	6.81	1	7.63
05-10-2018	Mor	08:24	0	0	7	104.49	9	178.5	1	2.72	3	30.29
	Eve	02:10	0	0	4	68.49	10	187.3	3	8.17	3	43.31
06-10-2018	Mor	08:00	1	4.3	8	121.97	18	291.01	1	6.48	2	26.56
	Eve	01:05	0	0	5	73.31	2	25.29	1	2.17	1	9.62
07-10-2018	Mor	10:50	1	6.53	12	155.82	22	331.1	3	11.52	3	36.84
	Eve	00:00	0	0	0	0	0	0	0	0	0	0
08-10-2018	Mor	08:15	0	0	7	84.91	10	140.2	2	6.49	4	50.35
	Eve	01:30	1	2.96	4	33.73	4	48.72	1	4.21	1	14.7
09-10-2018	Mor	07:50	0	0	8	115.58	11	217.7	1	5.05	2	29.92
	Eve	01:35	1	2.9	4	52.35	10	177.72	1	5.27	1	18.8
10-10-2018	Mor	08:00	0	0	8	176.15	10	237.37	2	6.29	3	43.52
	Eve	01:40	0	0	4	59.16	9	144.33	1	4.81	3	33.47
11-10-2018	Mor	08:15	1	5.92	6	95.84	8	132.67	1	3.01	2	20.44
	Eve	01:00	1	3.85	6	86.73	15	214.08	1	2.81	1	9.36
12-10-2018	Mor	08:20	0	0	8	111.92	12	198.22	2	6.33	2	35.75
	Eve	01:40	1	6.37	6	91.54	10	158.24	2	9.62	2	15.78
13-10-2018	Mor	08:00	1	3.75	10	142.78	17	284.12	2	6.94	4	60.34
	Eve	01:10	0	0	7	67.3	4	45.36	1	3.06	5	79.51
14-10-2018	Mor	11:20	1	5.59	13	197.32	17	270.76	2	5.42	4	54.46
	Eve	00:00	0	0	0	0	0	0	0	0	0	0
15-10-2018	Mor	08:15	0	0	8	120.24	10	146.83	2	8.83	3	37.13
	Eve	01:55	0	0	3	38.37	4	54.3	1	3.61	4	44.04
16-10-2018	Mor	08:30	0	0	9	130.8	16	264.31	2	9.04	5	89.64
	Eve	02:05	0	0	5	67.3	5	69.79	1	2.21	0	0
17-10-2018	Mor	08:00	0	0	10	163.61	17	304.58	1	3.43	4	57.6
	Eve	12:45	0	0	3	26.98	2	37.44	1	1.31	1	4.96
18-10-2018	Mor	08:40	2	4.42	8	105.79	12	259.66	2	5.02	2	23.12
	Eve	01:50	0	0	4	57.19	3	33.33	2	8.55	1	7.46
19-10-2018	Mor	08:15	1	7.64	7	105.97	12	164.87	2	5.46	2	18.71
	Eve	01:20	0	0	3	38.35	3	45.6	1	0.98	1	10.14
20-10-2018	Mor	07:15	0	0	10	124.34	14	256.48	3	8.44	6	59.27
	Eve	01:40	0	0	4	19.6	6	39.34	1	2.1	5	46.97
21-10-2018	Mor	09:05	1	6.11	10	161.73	23	351.47	2	8.24	7	87.29
	Eve	00:00	0	0	0	0	0	0	0	0	0	0
22-10-2018	Mor	08:20	0	0	6	85.89	9	122.9	2	5.9	4	44.62
	Eve	01:05	1	2.1	2	12.27	3	23.79	0	0	0	0
23-10-2018	Mor	08:05	0	0	6	99.63	10	149.37	2	7.16	4	24.38
	Eve	01:00	1	2.78	5	50.44	5	65.55	1	2.06	2	21.52
24-10-2018	Mor	08:10	0	0	7	125.96	15	254.58	3	9.87	3	23.8
	Eve	01:25	1	3.27	6	66.27	5	79.23	1	1.8	1	10.82
25-10-2018	Mor	08:05	0	0	7	99.45	9	126.63	2	10.46	4	31.52
	Eve	02:05	1	5.83	8	104.22	13	186.43	2	10.27	3	33.01
26-10-2018	Mor	08:20	1	5.79	11	169.94	15	276.72	3	10.13	5	33.56
	Eve	02:00	0	0	3	23.03	3	40.07	1	1.39	3	27.47
27-10-2018	Mor	08:15	1	2.79	8	106.78	11	182.6	1	2.92	2	22.77
	Eve	01:30	0	0	7	105.59	13	211.86	1	2.39	3	32.45
28-10-2018	Mor	11:40	0	0	13	167.11	17	280.19	2	9.67	6	49.59
	Eve	00:00	0	0	0	0	0	0	0	0	0	0
29-10-2018	Mor	08:20	0	0	6	96.25	12	184.63	2	12.04	5	53.75
	Eve	01:45	0	0	2	29.14	2	37.51	1	5.82	1	15.33
30-10-2018	Mor	08:10	1	4.47	9	112.91	12	196.95	1	3.8	5	54.88
	Eve	01:40	2	12.14	7	103.2	10	142.29	1	0.94	1	4.4
31-10-2018	Mor	08:00	1	3.49	8	103.98	12	196.12	2	7.22	2	15.27
	Eve	01:30	1	1.77	6	66.96	7	118.73	1	2.46	0	0
Total			Total Bags	Total Cytotoxic Weight	Total Bags	Total Yellow Weight	Total Bags	Total Red Weight	Total Bags	Total (Containers) Metal sharps Weight	Total Bags	Total (Cardboard boxes) Glass sharp
	Mor		16	72.72	267	3988.06	419	7038.63	59	224.79	111	1351.42
	Eve		11	43.97	116	1433.79	163	2383.89	30	99.07	48	519.77
	G. Total		27	116.69	383	5421.85	582	9422.52	89	323.86	159	1871.19
									Morning	12675.62	G. Total	17156.11
									Evening	4480.49		

Vendor Name:

VULCAN WASTE MANAGEMENT

Vehicle No: H.R 55 - 1374