






Date	Shift	Time	Incinerable Waste (yellow Bags)				Autoclavable Waste					
			Cytotoxic Bags		Yellow Bags		Red Bags		White		Blue	
												
			Nos	Kgs	Nos	Kgs	Nos	Kgs	Sharp Container Metal Sharps	Kgs	Card Boxes Glass Sharps	Kgs
01-03-2018	Mor	07:25	0	0	6	107.41	12	226.11	2	7.55	3	32.17
	Eve	12:30	0	0	5	66.8	6	95.11	2	5.15	4	25.99
02-03-2018	Mor	07:33	0	0	10	146.42	12	209.7	2	4.42	3	30.71
	Eve	00:00	0	0	0	0	0	0	0	0	0	0
03-03-2018	Mor	07:45	0	0	6	105.68	8	136.87	1	3.14	7	60.95
	Eve	01:25	0	0	1	10.5	1	12.17	1	1.29	1	6.27
04-03-2018	Mor	07:44	1	5.38	8	130.2	9	187.83	1	4.01	3	23.25
	Eve	00:00	0	0	0	0	0	0	0	0	0	0
05-03-2018	Mor	07:25	0	0	5	100.83	7	140.84	2	4.46	4	50.56
	Eve	03:30	0	0	2	29.78	2	21.55	1	2.5	1	8.39
06-03-2018	Mor	07:40	0	0	5	84.69	11	189.9	1	1.84	1	25.89
	Eve	01:20	1	6.02	1	65.85	5	84.72	1	4.24	1	4.27
07-03-2018	Mor	07:50	0	0	7	122.6	8	177.4	1	2.7	2	16.43
	Eve	01:35	1	3.17	5	71.9	7	95.82	3	8.49	2	24.15
08-03-2018	Mor	07:45	0	0	6	83.86	9	139.6	1	0.15	4	23.07
	Eve	01:25	1	8.9	5	64	5	66.72	2	6.95	2	24.2
09-03-2018	Mor	07:35	0	0	8	128.9	13	260.2	1	2.66	3	23.25
	Eve	01:17	1	4.18	2	18.8	3	49.07	2	6.04	0	0
10-03-2018	Mor	07:50	0	0	6	98.66	5	80	2	5.27	1	7.22
	Eve	01:45	1	5.02	5	81.04	10	171.19	3	15.27	3	51.54
11-03-2018	Mor	07:50	1	4.84	9	164.36	13	275	1	5.98	2	35.67
	Eve	08:00	0	0	0	0	0	0	0	0	0	0
12-03-2018	Mor	07:50	0	0	5	60.52	5	69.28	1	3.18	2	21.38
	Eve	03:10	0	0	5	68.6	3	40.93	2	6.22	2	23.47
13-03-2018	Mor	07:45	0	0	6	80.55	10	152.07	1	2.56	1	20.82
	Eve	03:25	0	0	4	70.19	5	52.23	2	5.52	2	23.41
14-03-2018	Mor	07:50	0	0	5	75.44	6	154.64	2	3.77	2	15.64
	Eve	01:50	1	3.44	6	66.42	6	87.65	3	9.67	9	85.58
15-03-2018	Mor	07:45	1	14.65	6	87.91	7	125.9	1	3	2	16.71
	Eve	02:10	0	0	5	82.05	3	54.02	2	6.99	0	0
16-03-2018	Mor	07:40	0	0	7	110.84	10	164.59	1	3.01	2	21.98
	Eve	04:15	1	3.08	7	87.67	6	86.23	2	7.52	2	15.81
17-03-2018	Mor	07:50	0	0	5	89.26	6	76.69	1	2.3	2	16.77
	Eve	01:15	1	6.02	6	74.89	7	104.18	1	6.58	0	0
18-03-2018	Mor	07:50	0	0	10	183	10	217.13	1	4.2	6	83.27
	Eve	00:00	0	0	0	0	0	0	0	0	0	0
19-03-2018	Mor	08:00	0	0	7	92.1	8	149.57	3	6.84	3	33.17
	Eve	01:30	0	0	3	43.19	4	42.16	1	3.29	4	38.17
20-03-2018	Mor	07:45	0	0	9	132.4	10	132.99	2	6.1	2	23.77
	Eve	01:35	0	0	4	56.3	5	65.83	2	9	2	13.94
21-03-2018	Mor	07:45	0	0	6	99.61	7	111.75	1	4.22	3	24.25
	Eve	01:25	1	6.14	8	126.56	11	176.21	1	2.79	3	32.59
22-03-2018	Mor	07:50	0	0	7	125.58	9	183.58	1	2.14	3	21.42
	Eve	01:30	0	0	6	89.52	8	116.7	2	8.85	6	57.84
23-03-2018	Mor	07:45	0	0	6	86.02	7	120.27	2	2.67	2	16.39
	Eve	01:45	1	16.26	7	113.79	9	171.35	2	7.26	4	55.28
24-03-2018	Mor	07:50	1	5.65	8	88.68	6	84.39	4	18.43	6	70.73
	Eve	01:50	0	0	2	10.96	3	16.6	1	0.51	2	23.27
25-03-2018	Mor	07:40	1	15.45	11	169.94	17	299.28	2	4.9	4	136.16
	Eve	00:00	0	0	0	0	0	0	0	0	0	0
26-03-2018	Mor	07:30	0	0	8	108.96	8	122.57	1	3.89	1	9.14
	Eve	01:15	0	0	2	3.27	2	9.32	2	5.08	3	24.73
27-03-2018	Mor	07:45	0	0	6	96.2	10	221.68	2	3.71	3	23.93
	Eve	01:30	1	2.96	5	74.79	8	133.17	3	14.86	1	6.26
28-03-2018	Mor	07:35	0	0	9	127	11	188.44	1	2.59	2	9.12
	Eve	01:35	1	5.7	5	58.81	7	95.42	1	6.19	3	18.59
29-03-2018	Mor	07:40	0	0	5	103.43	6	169.36	2	5.52	2	21.81
	Eve	02:15	1	4.9	5	66.29	6	78.32	2	14.86	3	37.8
30-03-2018	Mor	07:50	1	2.44	5	77.59	7	136.68	2	4.67	3	18.8
	Eve	01:30	1	6.02	3	28.97	4	46.82	2	4.52	2	14.1
31-03-2018	Mor	07:50	1	7.22	5	36.1	8	85.09	2	14.44	2	14.44
	Eve	01:15	1	2.31	5	60.11	11	177.04	2	6.07	3	28.25
Total			Total Bags	Total Cytotoxic Weight	Total Bags	Total Yellow Weight	Total Bags	Total Red Weight	Total Bags	Total (Containers) Metal sharps Weight	Total Bags	Total (Cardboard boxes) Glass sharp
	Mor		6	48.41	207	3268.64	267	4904.31	46	129.88	84	934.43
	Eve		14	81.81	109	1530.94	136	1973.49	46	169.64	62	615.65
G. Total			20	130.22	316	4799.58	403	6877.8	92	299.52	146	1550.08