






Date	Shift	Time	Incinerable Waste (Yellow Bags)				Autoclavable Waste					
			Cytotoxic Bags		Yellow Bags		Red Bags		White		Blue	
									Sharp Container Metal Sharps 		Card Boxes Glass Sharps 	
			Nos	Kgs	Nos	Kgs	Nos	Kgs	Nos	Kgs	Nos	Kgs
01-12-2018	Mor	08:40	1	9.92	6	168.13	25	444.29	2	7.18	5	61.81
	Eve	02:12	1	1.71	3	26.69	6	85.25	1	2.34	1	4
02-12-2018	Mor	10:15	1	5.09	7	167.33	17	330.94	3	14.32	5	47.95
	Eve	00:00	0	0	0	0	0	0	0	0	0	0
03-12-2018	Mor	07:35	1	2.08	9	169.04	17	305.45	4	23.41	11	138.72
	Eve	01:25	1	1.6	3	53.85	10	156.32	0	0	5	46.23
04-12-2018	Mor	07:15	1	1.52	9	124.53	13	212.73	2	8.14	5	27.99
	Eve	01:10	0	0	5	59.93	8	117.45	2	4.37	5	28.97
05-12-2018	Mor	07:20	1	7.86	8	144.59	18	310.59	2	6.61	2	15.83
	Eve	12:05	1	3.34	3	30.93	4	57.12	1	1.99	4	48.96
06-12-2018	Mor	07:30	1	4.37	9	183.53	15	308.08	2	6.85	2	11.85
	Eve	01:00	0	0	3	30.79	4	61.81	1	5.05	2	14
07-12-2018	Mor	07:20	0	0	7	177.54	13	316.93	2	9.33	2	14.21
	Eve	12:25	0	0	2	30.17	3	36.98	1	0.67	4	29.64
08-12-2018	Mor	01:05	1	4.68	12	176.62	22	337.53	2	3.92	3	27.94
	Eve	00:00	0	0	0	0	0	0	0	0	0	0
09-12-2018	Mor	01:23	1	4.45	8	169.29	17	322.34	1	1.69	2	33.08
	Eve	00:00	0	0	0	0	0	0	0	0	0	0
10-12-2018	Mor	08:40	0	0	8	161.1	10	190.66	1	4.94	4	42.07
	Eve	02:05	0	0	2	16.76	2	14.16	0	0	1	7.61
11-12-2018	Mor	08:25	1	2.15	8	160.52	13	281.12	1	9.1	5	65.06
	Eve	02:00	0	0	2	32.17	4	54.96	1	2.89	1	10.66
12-12-2018	Mor	08:30	1	2.68	8	167.96	12	270.97	1	1.88	4	38.48
	Eve	01:55	0	0	2	10.2	2	30.5	0	0	1	8.86
13-12-2018	Mor	08:15	1	5.73	10	198.33	15	280.95	1	5.46	3	35.9
	Eve	01:37	0	0	3	25.28	4	37.79	1	1.05	1	8.06
14-12-2018	Mor	08:25	1	5.61	11	161.42	17	312.97	2	5.82	2	16.67
	Eve	01:40	0	0	2	21.61	3	28.41	1	0.95	1	12.42
15-12-2018	Mor	08:15	1	7.26	8	145.47	14	254.53	1	2.32	3	34.47
	Eve	00:00	0	0	0	0	0	0	0	0	0	0
16-12-2018	Mor	10:25	1	4.37	15	273.58	16	317.05	2	8.22	6	63.37
	Eve	00:00	0	0	0	0	0	0	0	0	0	0
17-12-2018	Mor	08:25	1	2.18	8	131.11	11	177.04	2	9.54	4	40.18
	Eve	01:55	0	0	2	11.96	2	21.26	0	0	0	0
18-12-2018	Mor	08:20	1	6.04	12	148	20	344.09	2	5.07	6	68.78
	Eve	01:45	0	0	2	23.01	3	35.44	1	4.09	1	4.66
19-12-2018	Mor	08:20	1	9.21	11	160.15	17	294.98	1	3.64	3	29.29
	Eve	01:40	0	0	3	27.5	4	57.87	2	5.84	1	11.35
20-12-2018	Mor	08:35	1	4.17	9	139.66	15	295.57	2	5.59	3	29.74
	Eve	02:25	0	0	3	27.92	3	49.39	0	0	2	27.8
21-12-2018	Mor	08:25	1	4.61	10	167.44	15	270.02	2	7.22	4	37.33
	Eve	01:40	0	0	2	15.73	2	17.5	1	1.17	3	25
22-12-2018	Mor	08:20	0	0	12	182.95	18	415.14	2	6.71	5	49.9
	Eve	01:35	1	4.19	2	12.64	2	14.32	0	0	1	8.6
23-12-2018	Mor	10:17	0	0	12	208.1	18	351.29	3	10.76	4	44.59
	Eve	00:00	0	0	0	0	0	0	0	0	0	0
24-12-2018	Mor	08:25	1	1.9	7	117.72	11	239.78	1	7.82	4	48.17
	Eve	02:24	0	0	2	21.66	3	38.78	1	1.46	1	8.7
25-12-2018	Mor	08:20	0	0	9	166.67	13	272.36	1	5.24	3	42.43
	Eve	00:00	0	0	0	0	0	0	0	0	0	0
26-12-2018	Mor	07:30	0	0	8	122.73	8	158.08	1	1.69	2	20.47
	Eve	01:55	0	0	2	22.77	3	31.24	1	2.19	2	12.98
27-12-2018	Mor	08:30	0	0	11	156.88	13	254.34	1	3.43	5	47.42
	Eve	02:05	0	0	1	14.02	1	19.77	1	4.13	2	24.61
28-12-2018	Mor	08:20	1	4.35	13	155.57	31	341.38	6	7.97	6	37.91
	Eve	02:00	0	0	2	29.04	4	40.69	1	3.12	1	9.34
29-12-2018	Mor	08:21	1	1.84	13	176.42	22	333.53	6	8.82	4	28.5
	Eve	01:50	0	0	2	20.66	2	14.03	11	1.38	2	23.17
30-12-2018	Mor	10:40	0	0	11	158.17	19	317.71	2	3.9	6	44.02
	Eve	00:00	0	0	0	0	0	0	0	0	0	0
31-12-2018	Mor	08:20	0	0	10	127.48	14	206.26	6	9.25	6	51.76
	Eve	02:00	0	0	2	11.9	2	19.37	0	0	1	12.45
Total			Total Bags	Total Cytotoxic Weight	Total Bags	Total Yellow Weight	Total Bags	Total Red Weight	Total Bags	Total (Containers) Metal sharps Weight	Total Bags	Total (Cardboard boxes) Glass sharp
	Mor		22	102.07	299	5068.03	499	9068.7	67	215.84	129	1295.89
	Eve		4	10.84	55	577.19	81	1040.41	28	42.69	43	388.07
G. Total			26	112.91	354	5645.22	580	10109.11	95	258.53	172	1683.96
									Morning	15750.53		
									Evening	2059.20	G. Total	17809.73

Vendor Name:

BIOTIC WASTE LIMITED

Vehicle No: H.R 55 - 1374