






Date	Shift	Time	Incinerable Waste (yellow Bags)				Autoclavable Waste					
			Cytotoxic Bags		Yellow Bags		Red Bags		White		Blue	
												
			Nos	Kgs	Nos	Kgs	Nos	Kgs	Sharp Container Metal Sharps	Kgs	Card Boxes Glass Sharps	Kgs
01-04-2018	Mor	07:45	1	2.67	7	119.48	11	201.28	2	3.09	2	18.54
	Eve		0	0	0	0	0	0	0	0	0	0
02-04-2018	Mor	07:50	1	4.11	4	57.86	5	81.12	1	2.47	2	14.38
	Eve	05:10	0	0	6	69.95	4	53.86	1	6.69	2	16.81
03-04-2018	Mor	07:55	0	0	6	72.19	6	77.9	2	4.62	3	27.87
	Eve	12:15	0	0	4	58.72	4	59.96	2	2.81	3	22.66
04-04-2018	Mor	07:50	0	0	10	164.32	13	221.53	2	4.57	3	24.33
	Eve	01:42	1	2.01	6	56.47	5	72.97	2	5.55	3	22.13
05-04-2018	Mor	07:40	0	0	8	142.07	11	208.7	2	3	2	15.52
	Eve	01:45	1	3.62	5	70.93	7	110.5	3	12.59	2	14.82
06-04-2018	Mor	07:35	1	1.44	9	135.73	6	142.6	2	4.72	2	30.24
	Eve	01:55	1	4.15	3	33.82	11	160.309	1	3.49	2	17.94
07-04-2018	Mor	07:40	1	13.92	11	153.07	8	138.86	1	2.55	3	26.53
	Eve	01:25	0	0	4	42.56	6	93.63	2	6.1	3	21.2
08-04-2018	Mor	07:50	1	14.5	12	173.95	12	210.68	2	8.41	4	30.19
	Eve	00:00	0	0	0	0	0	0	0	0	0	0
09-04-2018	Mor	08:00	0	0	6	100.23	6	59.47	1	3.8	2	33.97
	Eve	03:10	1	3.1	5	58.84	10	130.57	3	18.53	6	48.49
10-04-2018	Mor	08:00	0	0	8	134.97	8	128.15	1	3.15	2	19.6
	Eve	01:05	1	2.65	4	49.98	10	168.05	2	10.58	6	83.29
11-04-2018	Mor	08:05	1	1.61	10	181.88	14	291.32	2	9.16	6	51.69
	Eve	00:00	0	0	0	0	0	0	0	0	0	0
12-04-2018	Mor	07:55	1	5.25	11	186.37	6	113.34	1	7.43	3	25.69
	Eve	12:05	0	0	2	18.18	11	163.97	2	7.25	3	33.13
13-04-2018	Mor	07:44	0	0	9	198.78	15	303.57	2	6.77	3	20.12
	Eve	11:45	0	0	3	35	4	78.97	0	0	0	0
14-04-2018	Mor	07:42	2	28.36	9	127.63	6	119.63	1	3.56	2	14.84
	Eve	12:10	0	0	2	23.13	7	163.86	2	7.74	4	28.13
15-04-2018	Mor	07:36	1	2.7	16	224.41	24	410.03	2	5.72	5	46.13
	Eve	00:00	0	0	0	0	0	0	0	0	0	0
16-04-2018	Mor	07:45	1	2.21	7	108.9	6	110.2	2	6.95	2	14.42
	Eve	01:00	0	0	2	16.95	4	64.52	1	6.33	3	19.7
17-04-2018	Mor	07:40	0	0	10	161.95	6	124.51	2	6.35	3	21.19
	Eve	12:00	2	17.83	2	15.85	16	246.65	1	4.23	4	44.8
18-04-2018	Mor	07:46	1	12.36	10	123.61	6	101.93	1	3.08	3	21.37
	Eve	12:20	0	0	2	22.87	13	263.08	2	7.33	3	27.15
19-04-2018	Mor	08:15	1	7.45	9	165.73	5	115.57	2	5.35	4	29.29
	Eve	12:05	0	0	2	17.82	15	206.66	0	0	0	0
20-04-2018	Mor	08:17	1	14.6	11	160.98	11	195.53	4	13.78	7	61.81
	Eve	03:00	0	0	3	38	6	131.91	0	0	0	0
21-04-2018	Mor	07:45	1	6.4	10	166.92	5	104.5	1	2.17	2	23.48
	Eve	12:20	1	6.4	1	13.59	14	248.48	2	5.53	2	14.15
22-04-2018	Mor	07:40	1	9.89	9	151.39	15	307.32	1	3.7	6	80.72
	Eve	00:00	0	0	0	0	0	0	0	0	0	0
23-04-2018	Mor	07:00	0	0	6	77.24	6	91.74	2	7.25	2	16.79
	Eve	03:10	1	1.98	6	94.16	7	130.92	3	10.97	3	34.16
24-04-2018	Mor	08:00	0	0	6	101.95	7	134.36	3	5.97	3	28.24
	Eve	01:05	1	4.44	6	85.06	8	129.11	2	5.1	3	20.7
25-04-2018	Mor	07:55	0	0	8	134.32	6	97.05	2	6.99	4	45.82
	Eve	01:45	1	2.73	3	37.23	13	204.09	2	6.32	2	28.93
26-04-2018	Mor	08:06	0	0	8	123.69	7	137.5	1	2.52	3	21.42
	Eve	11:45	1	3.75	4	67.64	9	160.49	1	4.9	1	9.37
27-04-2018	Mor	08:05	1	2.9	7	105.71	7	117	2	6.3	3	19.02
	Eve	11:20	0	0	3	48.44	12	187.38	2	6.93	3	25.25
28-04-2018	Mor	08:00	0	0	8	139.42	10	162.36	1	4.08	1	6.95
	Eve	02:00	0	0	5	81.24	9	166.62	2	5.46	1	5.45
29-04-2018	Mor	09:12	1	5.62	12	214.35	13	231.31	2	6.01	7	73.75
	Eve	00:00	0	0	0	0	0	0	0	0	0	0
30-04-2018	Mor	08:16	0	0	6	86.52	7	119.23	2	4.86	3	20.15
	Eve	11:45	1	10.76	3	32.28	2	24.55	4	13.51	3	22.16
Total			Total Bags	Total Cytotoxic Weight	Total Bags	Total Yellow Weight	Total Bags	Total Red Weight	Total Bags	Total Metal sharps Weight	Total Bags	Total (Cardboard boxes) Glass sharp
	Mor		18	135.99	263	4195.62	268	4858.29	52	158.38	97	884.06
	Eve		13	63.42	86	1088.71	207	3421.109	39	146.97	59	526.26
	G. Total		31	199.41	349	5284.33	475	8279.399	91	305.35	156	1410.32
									Morning	10232.34		
									Evening	5246.469	G. Total	15478.809

Vendor Name: VULCAN WASTE MANAGEMENT

Vehicle No: H.R 55 - 1374

NOTE: Extra Payable Kgs: 3478.81. Extra Amount payable is Rs. 76534.

Total Payable amount is Rs. 326534 Only.