





Date	Shift	Time	Incinerable Waste (Yellow Bags)				Autoclavable Waste					
			Cytotoxic Bags		Yellow Bags		Red Bags		White		Blue	
									Sharp Container			
									Metal Sharps		Glass Sharps	
		Nos	Kgs	Nos	Kgs	Nos	Kgs	Nos	Kgs	Nos	Kgs	
1-Jan-20	Mor	8:25	1	3.05	10	150.95	17	356.36	3	5.59	3	38.35
	Eve	1:37	0	0	1	3.5	2	26.2	1	1.84	0	0
2-Jan-20	Mor	8:26	1	2.14	9	155.14	14	302.77	4	14.4	2	22.21
	Eve	1:50	0	0	1	9.2	2	34.26	0	0	1	7.57
3-Jan-20	Mor	8:30	1	2.49	10	149.58	13	302.35	1	1.7	4	43.52
	Eve	2:40	0	0	2	13.25	3	36.69	1	1.98	1	2.97
4-Jan-20	Mor	8:25	0	0	10	184.04	16	350.11	2	4.21	5	56.46
	Eve	1:35	0	0	1	10.43	2	23.6	1	2.43	1	4.36
5-Jan-20	Mor	10:45	1	6.91	9	177.74	17	310.17	4	10.24	7	71.85
	Eve	0:00	0	0	0	0	0	0	0	0	0	0
6-Jan-20	Mor	8:30	1	2.31	8	118.52	10	214.09	5	15.35	6	73.4
	Eve	2:05	0	0	2	16.84	2	21.56	1	0.92	2	15.89
7-Jan-20	Mor	8:24	1	4.81	8	138.14	15	344.76	3	9.56	3	31.38
	Eve	2:15	0	0	1	3.87	2	23.2	1	1.46	1	3.74
8-Jan-20	Mor	8:20	1	1.56	11	179.57	17	363.05	2	3.3	5	53.25
	Eve	1:56	0	0	1	11.8	1	20.45	1	0.88	1	8.66
9-Jan-20	Mor	8:40	1	3.8	10	169.11	15	350.04	3	8.82	3	34.41
	Eve	2:10	0	0	3	24.79	3	34.9	1	1.01	1	3.07
10-Jan-20	Mor	8:41	1	3.13	9	172.51	16	348.16	1	3.06	2	26.32
	Eve	2:15	0	0	1	3.86	1	14.02	1	3	1	2.54
11-Jan-20	Mor	8:45	1	5.87	9	168.55	15	314.05	2	6.17	7	80.21
	Eve	1:20	0	0	2	15.56	2	28.08	0	0	1	4.27
12-Jan-20	Mor	8:38	1	5.14	10	155.41	16	338.52	2	5.64	2	25.99
	Eve	0:00	0	0	0	0	0	0	0	0	0	0
13-Jan-20	Mor	8:10	0	0	9	141.23	12	228.66	4	11.6	4	45.14
	Eve	1:55	0	0	2	13.4	2	21.38	1	1.66	0	0
14-Jan-20	Mor	8:34	1	5.95	10	187.82	16	355.38	2	4.25	3	25.89
	Eve	2:00	0	0	2	12.68	2	39.3	1	1.05	1	7.55
15-Jan-20	Mor	8:40	1	1.37	9	162.08	16	327.23	4	12.36	4	62.63
	Eve	2:10	0	0	2	5.18	2	25.98	1	1.94	1	5.76
16-Jan-20	Mor	8:30	1	4.39	11	182.88	17	367.72	1	2.5	2	21.95
	Eve	2:00	0	0	1	11.51	2	33.02	1	2.05	2	22.5
17-Jan-20	Mor	8:45	1	3.1	9	160.09	15	304	3	15.58	3	26.43
	Eve	2:10	0	0	2	19.91	2	19.57	1	2.16	2	18.32
18-Jan-20	Mor	8:40	0	0	15	288.49	19	383.62	2	4.07	2	27.37
	Eve	2:05	0	0	2	34.67	3	47.71	1	1.06	1	5.2
19-Jan-20	Mor	10:52	0	0	9	149.56	13	292.16	2	5.62	7	76.74
	Eve	0:00	0	0	0	0	0	0	0	0	0	0
20-Jan-20	Mor	8:45	1	3.63	7	103.42	10	180.78	5	19.89	6	77.56
	Eve	2:25	0	0	2	28.5	2	39.7	1	2.51	2	18.97
21-Jan-20	Mor	8:30	1	3.66	10	165.27	14	419.58	2	6.62	3	27.02
	Eve	3:05	0	0	1	12.86	2	45.86	1	1.85	2	17.6
22-Jan-20	Mor	8:37	1	2.49	10	137.05	16	355.01	3	8.98	3	27.92
	Eve	2:30	0	0	2	30.38	3	44.35	1	3.01	1	2.82
23-Jan-20	Mor	8:30	1	8.07	10	180.01	16	314.09	4	13.8	3	38.25
	Eve	2:30	0	0	1	8.62	1	13.93	1	1.44	1	8.97
24-Jan-20	Mor	8:18	1	7.22	9	181.07	15	330.25	3	8.86	4	44.54
	Eve	2:35	0	0	3	46.18	3	61.68	2	3.87	1	13.53
25-Jan-20	Mor	8:35	1	2.86	9	144.85	16	348.02	3	9.78	2	27.14
	Eve	2:25	0	0	2	20.37	2	27.17	0	0	0	0
26-Jan-20	Mor	8:00	1	4.32	11	180.09	16	390.02	2	5.96	8	82.75
	Eve	0:00	0	0	0	0	0	0	0	0	0	0
27-Jan-20	Mor	8:40	1	3.75	8	119.4	11	211.77	4	11.13	4	45.13
	Eve	2:16	0	0	2	11.32	2	26.73	1	4.76	0	0
28-Jan-20	Mor	9:05	1	5.42	10	190.82	17	411.78	3	10.46	4	42.03
	Eve	2:40	0	0	2	31.3	2	33.35	1	1.36	1	2.61
29-Jan-20	Mor	8:35	1	3.77	10	161.34	16	352.43	2	9.76	3	27.49
	Eve	2:10	0	0	2	13.96	2	33.74	0	0	1	4.25
30-Jan-20	Mor	8:20	1	3.42	12	191.71	18	381.04	2	5.56	4	43.46
	Eve	1:25	0	0	2	21.64	2	43.31	1	2.94	1	8.67
31-Jan-20	Mor	8:15	1	5.65	9	147.28	15	352.13	2	2.72	4	44.78
	Eve	1:35	0	0	2	23.35	2	35.34	1	1.26	1	12.22
<b>Total</b>			Total Bags	Total Cytotoxic Weight	Total Bags	Total Yellow Weight	Total Bags	Total Red Weight	Total Bags	Total (Containers) Metal sharps Weight	Total Bags	Total (Cardboard boxes) Glass sharp
	Mor		27	110.28	300	5093.72	469	10200.1	85	257.54	122	1371.57
	Eve		0	0	47	459	56	855	24	46	28	202
<b>G. Total</b>			27	110.28	347	5552.65	525	11055.18	109	303.98	150	1573.61
<b>Vendor Name:</b>									Morning	17033.21	<b>G. Total</b>	18595.70
BIOTIC WASTE LIMITED									Evening	1562.49		
Vehicle No: HR 55M - 9296												