




Date	Shift	Time	Incinerable Waste (Yellow Bags)				Autoclavable Waste							
			Cytotoxic Bags		Yellow Bags		Red Bags		White		Blue			
									Sharp Container		Card Boxes			
			Nos	Kgs	Nos	Kgs	Nos	Kgs	Nos	Kgs	Nos	Kgs		
10/1/2019	Mor	8:15	1	3.41	10	210.36	17	403.22	3	7.35	2	19.49		
	Eve	2:15	0	0	2	32.16	2	29.36	1	1.53	1	2.94		
10/2/2019	Mor	10:50	1	3.41	9	149.34	15	339.17	2	3.18	5	39.54		
	Eve	0:00	0	0	0	0	0	0	0	0	0	0		
10/3/2019	Mor	8:20	1	3.29	7	135.49	11	260.97	3	6.63	3	34.17		
	Eve	2:25	0	0	3	41.01	3	46.58	1	2.09	1	4.96		
10/4/2019	Mor	8:10	1	6.41	10	166.44	14	330.47	2	7.98	3	35.64		
	Eve	2:15	0	0	3	30.75	2	39.54	2	4.08	4	33.12		
10/5/2019	Mor	8:15	0	0	9	186.16	14	310.05	2	7.95	2	25.77		
	Eve	1:45	0	0	1	5.73	1	12.15	1	0.5	1	3.28		
10/6/2019	Mor	10:00	0	0	9	186.82	17	377.41	3	6.09	6	62.33		
	Eve	0:00	0	0	0	0	0	0	0	0	0	0		
10/7/2019	Mor	8:20	1	2.34	8	146.59	11	238.45	3	11.39	7	69.28		
	Eve	2:15	0	0	2	34.78	2	40.74	1	3.27	0	0		
10/8/2019	Mor	8:10	1	8.25	9	188.09	16	403.78	4	15.2	4	35.01		
	Eve	2:00	0	0	2	22.61	2	29.57	2	4.11	0	0		
10/9/2019	Mor	8:15	0	0	7	105.85	10	246.41	2	4.22	3	38.14		
	Eve	2:10	0	0	2	24.8	3	40.29	1	1.34	2	29.62		
10/10/2019	Mor	8:00	1	6.14	9	171.99	17	407.97	4	14.37	4	43.07		
	Eve	2:30	0	0	2	10.51	3	30.95	2	8.52	2	16.35		
10/11/2019	Mor	7:40	1	4.15	12	234.98	19	401.12	2	5.24	7	60.65		
	Eve	2:20	0	0	2	26	2	20.42	2	6.06	1	8.8		
10/12/2019	Mor	7:55	1	7.09	10	195.13	17	392.47	2	6.29	5	50.75		
	Eve	1:30	0	0	2	24.92	1	12.57	0	0	1	13.53		
10/13/2019	Mor	8:00	1	4.88	12	210.27	17	410.21	2	4.78	4	45.87		
	Eve	0:00	0	0	0	0	0	0	0	0	0	0		
10/14/2019	Mor	8:00	1	2.93	8	145.17	9	174.6	2	9.06	5	50.03		
	Eve	2:25	0	0	2	26.64	2	33.78	2	6.42	0	0		
10/15/2019	Mor	8:05	1	6	9	209.27	15	373.2	2	5.82	2	22.18		
	Eve	2:10	0	0	2	38.51	2	36.02	2	4.21	3	33.07		
10/16/2019	Mor	8:20	0	0	10	195.45	13	354.03	4	12.82	2	26.02		
	Eve	2:00	0	0	2	19.81	2	21.3	0	0	3	24.78		
10/17/2019	Mor	8:00	0	0	10	181.53	16	372.25	4	13.97	5	51.45		
	Eve	2:20	0	0	2	11.43	2	16.72	1	0.66	1	4.06		
10/18/2019	Mor	8:10	1	4.83	8	166.21	15	342.64	2	4.7	4	41.71		
	Eve	2:25	0	0	2	17.91	2	29.6	0	0	6	56.85		
10/19/2019	Mor	8:00	1	4.38	8	185.44	16	372.02	6	25.26	2	13.48		
	Eve	1:05	0	0	1	5.85	1	16.37	0	0	1	4.66		
10/20/2019	Mor	7:55	0	0	12	245.3	17	432.35	2	4.68	4	44.24		
	Eve	0:00	0	0	0	0	0	0	0	0	0	0		
10/21/2019	Mor	8:15	1	6.6	7	104.06	10	199.37	4	18.63	5	57.74		
	Eve	0:00	0	0	0	0	0	0	0	0	0	0		
10/22/2019	Mor	8:45	1	4.85	10	193.64	17	378.74	3	8.48	3	39.82		
	Eve	2:17	0	0	2	27.04	2	23.48	1	1.58	3	22.07		
10/23/2019	Mor	8:15	1	4.44	10	213.98	16	393.84	2	5.26	5	40.24		
	Eve	2:10	0	0	2	36.75	2	37.74	0	0	1	3.04		
10/24/2019	Mor	8:05	1	6.21	10	179.04	14	310.74	3	9.43	4	33.59		
	Eve	2:02	0	0	2	14.06	2	23.28	1	1.93	1	9.47		
10/25/2019	Mor	8:10	0	0	9	135.79	17	324.27	3	7.27	4	46.17		
	Eve	1:55	0	0	2	26.26	2	36.26	2	3.2	1	4.37		
10/26/2019	Mor	7:55	1	5.86	9	179.24	16	386.5	1	2.99	3	32.14		
	Eve	12:35	0	0	2	16.54	2	15.46	0	0	1	3.24		
10/27/2019	Mor	7:30	0	0	7	142.37	11	240.05	2	7.74	5	62.31		
	Eve	12:00	0	0	0	0	0	0	0	0	0	0		
10/28/2019	Mor	8:15	0	0	7	117.09	10	169.28	2	6.85	2	16.15		
	Eve	0:00	0	0	0	0	0	0	0	0	0	0		
10/29/2019	Mor	8:15	0	0	6	100.45	10	256.73	2	8.11	3	38.93		
	Eve	2:55	0	0	2	13.49	2	12.35	1	1.41	2	12.97		
10/30/2019	Mor	8:00	1	4.69	10	191.48	16	360.93	2	6.61	4	49.69		
	Eve	1:00	0	0	2	12.89	2	17.73	1	1.35	1	7.91		
10/31/2019	Mor	8:15	1	6.07	8	145.59	15	342.09	3	6.46	4	38.88		
	Eve	1:35	0	0	2	20.64	3	19.09	1	0.57	3	31.94		
Total			Total Bags	Total Cytotoxic Weight	Total Bags	Total Yellow Weight	Total Bags	Total Red Weight	Total Bags	Total(Container s) Metal sharps Weight	Total Bags	Total(Cardboard boxes) Glass sharp		
	Mor		21	106.23	279	5318.61	448	10305.33	83	264.81	121	1264.48		
	Eve		0	0	48	541.09	49	641.35	25	52.83	40	331.03		
G. Total			21	106.23	327	5859.7	497	10946.68	108	317.64	161	1595.51		
Vendor Name:			BIOTIC WASTE LIMITED				Vehicle No: HR 55M - 9296				Morning	17259.46	G. Total	18825.76
											Evening	1566.30		